

EV(Electric Vehicle) and Solar Storage - series Batteries



FUSION BATTERY EV6-400 450AH @C100 RATING



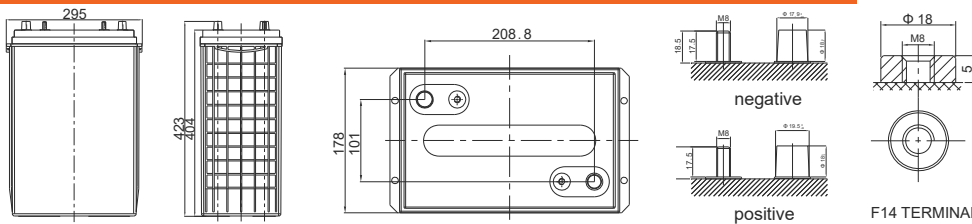
EV (Electric Vehicle) series is specially designed for frequent discharge deep cycle application. By using the specially designed active material, strong grids and thick plate construction, the EV series battery offers reliable performance in high load situations and could provide competitive cycle performance. Suitable for Electric Vehicle and Golf cart; Industrial equipment, Floor machines, Forklifts, Aerial lifts, and Robotics; Marine, RV, and no-idle solutions; Mobility and Medical equipment; and most outdoor application.



Specification

Cells Per Unit	3
Voltage Per Unit	6
Capacity	450Ah@100hr-rate to 1.75V per cell @25°C
Weight	Approx. 57.0 Kg (Tolerance ± 1.5%)
Internal Resistance	Approx. 1.8 mΩ
Terminal	F22(M8)/F14(M8)
Max. Discharge Current	4000A (5 sec)
Cold Cranking Ampere(CCA)	800A
Maximum Charging Current	120 A
Reference Capacity	C3 309.9AH C5 349.5AH C10 400.0AH C20 424.0AH C100 450.0AH
Float Charging Voltage	6.80 V~6.90 V @ 25°C Temperature Compensation: -3mV/°C/Cell
Cycle Use Voltage	7.30 V~7.40 V @ 25°C Temperature Compensation: -4mV/°C/Cell
Operating Temperature Range	Discharge: -20°C~60°C Charge: 0°C~50°C Storage: -20°C~60°C
Normal Operating Temperature Range	25°C ± 5°C
Self Discharge	Fusion EV series batteries can be stored for up to 6 months at 25°C and then recharging is recommended. Monthly Self-discharge ratio is less than 3% at 25°C. Please charge batteries before using.
Container Material	A.B.S. UL94-HB, UL94-V0 Optional.

Dimensions



Length	295±2mm (11.6 inches)
Width	178±2mm (7.01 inches)
Height	404±2mm (15.9 inches)
Total Height	423±2mm (16.7 inches)
Terminal	Value
M5	6~7 N*m
M6	8~10 N*m
M8	10~12 N*m

Unit: mm

Constant Current Discharge Characteristics : A(25°C)

F.V/Time	30MIN	1HR	2HR	3HR	4HR	5HR	8HR	10HR	20HR
1.60V	424.5	246.8	145.8	112.9	88.8	75.5	50.8	42.2	22.1
1.65V	407.5	238.4	141.1	109.4	86.4	73.6	50.2	41.7	21.7
1.70V	389.5	230.6	136.5	106.5	84.0	71.7	49.4	41.1	21.5
1.75V	372.3	222.2	131.7	103.3	81.9	69.9	48.7	40.5	21.2
1.80V	355.8	213.7	127.0	100.1	79.5	68.1	47.9	40.0	21.0
1.85V	306.5	191.7	116.3	92.5	73.9	63.5	45.0	37.7	19.9

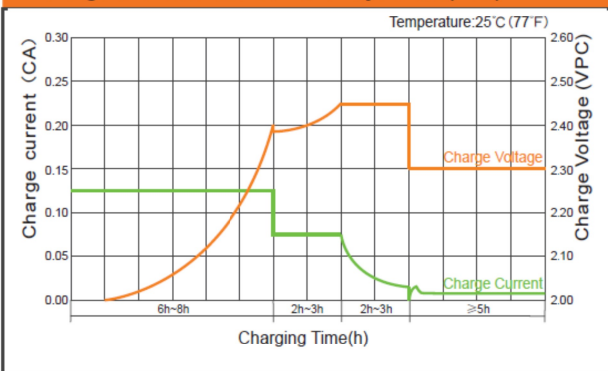
Constant Power Discharge Characteristics : WPC(25°C)

F.V/Time	30MIN	1HR	2HR	3HR	4HR	5HR	8HR	10HR	20HR
1.60V	770.9	463.9	276.2	215.7	170.4	145.6	99.1	83.0	43.5
1.65V	747.9	450.5	268.7	209.9	166.4	142.4	98.2	82.1	42.8
1.70V	722.0	438.6	261.3	205.1	162.5	139.1	96.9	80.9	42.4
1.75V	697.2	425.1	253.4	199.8	158.9	136.1	95.8	80.0	41.9
1.80V	673.1	411.2	245.5	194.4	154.9	133.1	94.4	79.0	41.5
1.85V	585.5	371.1	226.2	180.5	144.6	124.5	88.8	74.5	39.5

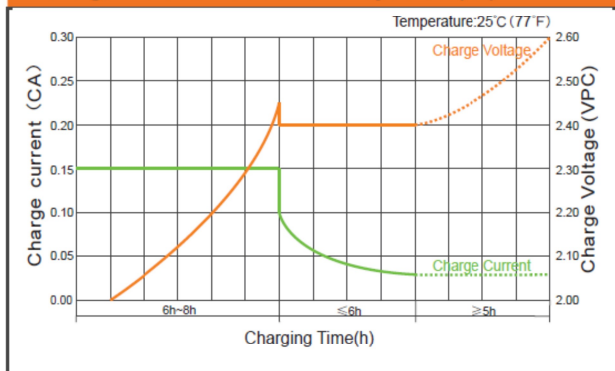
(Note) The above characteristics data are average values obtained within three charge/discharge cycle not the minimum values.



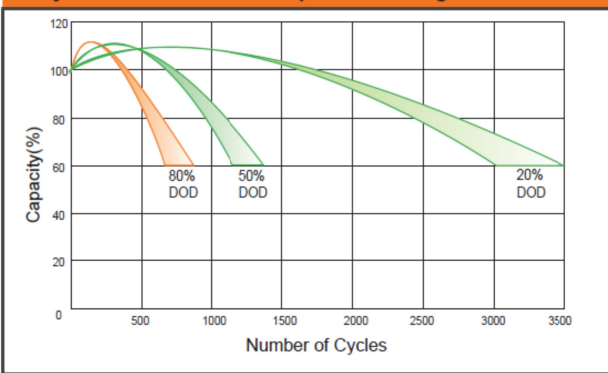
Charge Characteristic Curve for Cycle Use(IIUU)



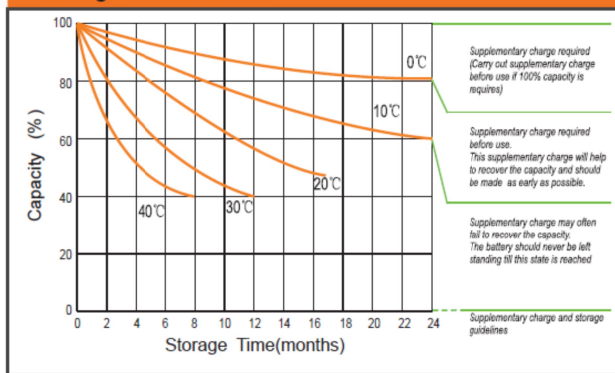
Charge Characteristic Curve For Cycle Use(IUI)



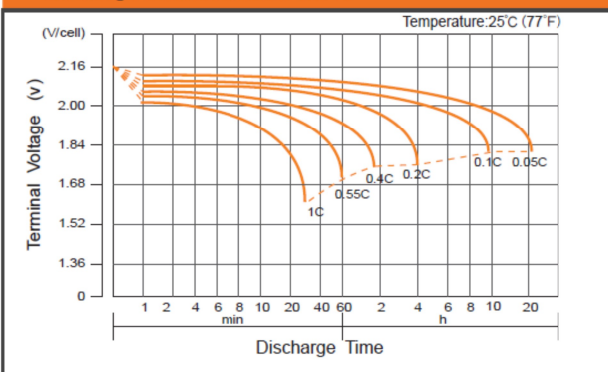
Cycle Life in Relation to Depth of Discharge



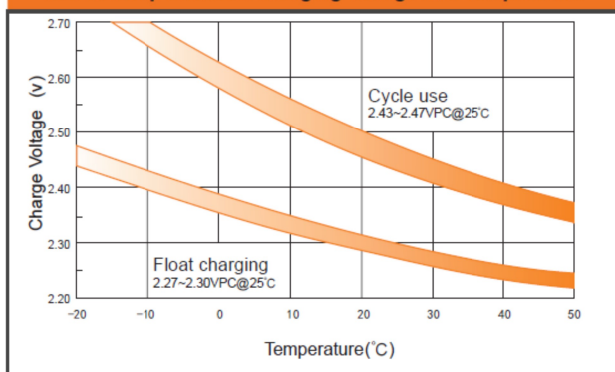
Storage Characteristics



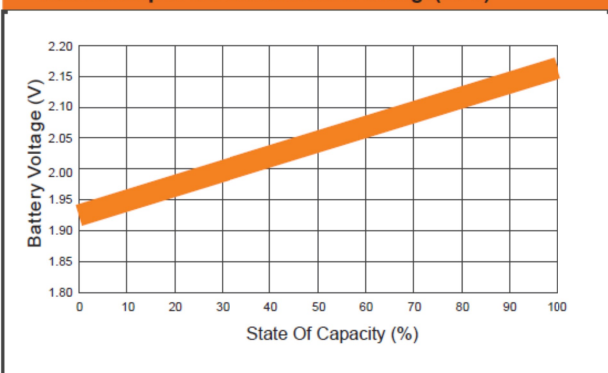
Discharge Characteristics Curve



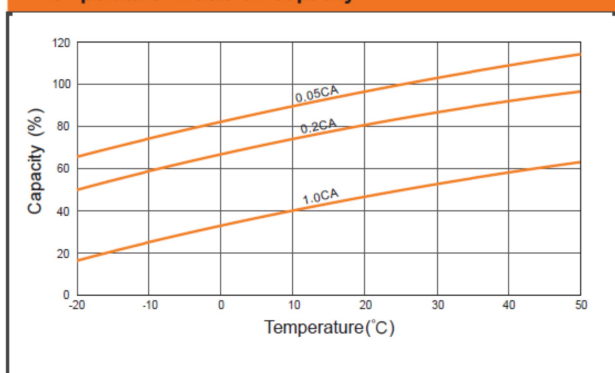
Relationship Between Charging Voltage and Temperature



Relationship of OCV And State of Charge(20°C)



Temperature Effects on Capacity



(Note) All above information shall be changed without prior notice, Fusion reserves the right to explain and update the latest information.