

## Tubular Gel Battery

2 Volt 3000AH @ 10-hr.rate

2 Volt 3792 AH @ 100-hr.rate

Rechargeable Sealed Lead Acid Battery

Designed for Cyclic, Standby, and Solar Applications



# PSOPzV3000 2v3000AH



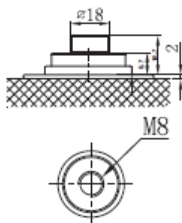
### Features

- Tubular plate and Gel electrolyte for increased performance, service life and reliability
- Gel electrolyte and spill proof construction allows safe operation and maintenance free
- Excellent cyclic performance
- Enhanced overcharge endurance
- Excellent recovery from over discharge situations
- Perfect for applications including
  - Solar / Wind energy storage
  - Telecommunications
  - UPS and critical power
  - Railway signaling
  - Utilities
- Rugged impact resistant ABS case
- Certified for transport by air, D.O.T., I.A.T.A., F.A.A. and C.A.B.
- 20 year design life in float applications

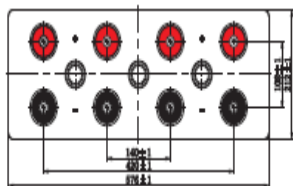
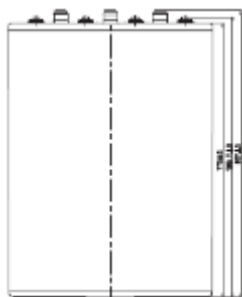
### Terminals

(mm)

- T11: Threaded insert  
8 mm stud fastener



### Physical Dimensions: in (mm)



L: 20.7 (576) W: 8.35 (212) H: 30.4 (772) TH: 31.8 (807)

Tolerances are +/- 0.11 in. (+/- 3mm) for all dimensions. All data subject to change without notice.

### Performance Specifications

**Nominal Voltage** ..... 2 volts

#### Nominal Capacity

100-hr. (1.80 volts) .....	3792.0AH
20-hr. (1.80 volts) .....	3207.0AH
10-hr. (1.80 volts) .....	3000.0 AH
5-hr. (1.75 volts).....	2565.0 AH
3-hr. (1.75 volts).....	2262.0 AH
1-hr. (1.60 volts) .....	1697.0AH

**Approximate Weight** ..... 512 lbs. (232.0 kg)

**Internal Resistance** (approx.) .....0.18 milliohms

**Max. Discharge Current** (approx.) ..... 24000A (5s)

**Shelf Life** .....<2% per month at 68 °F (20 °C)

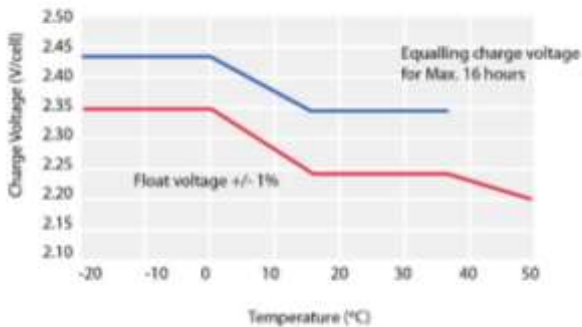
#### Operating Temperature Range

Charge ..... 32 °F (0 °C) to 104 °F (40 °C)

Discharge ..... -4 °F (-20 °C) to 131 °F (55 °C)

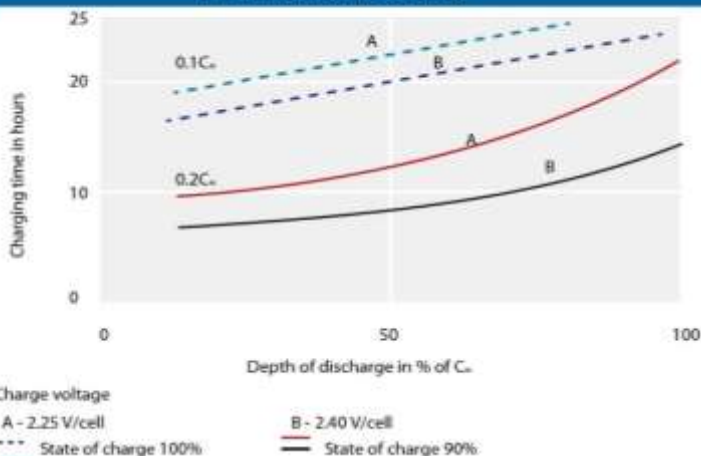
**Case** ..... ABS Plastic

**TEMPERATURE EFFECTS IN RELATION TO CHARGE VOLTAGE**

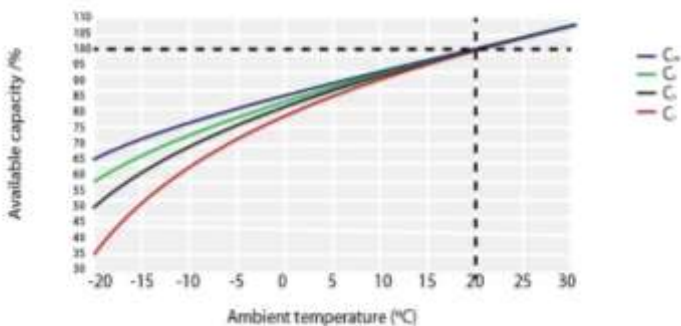


For continuous charging we recommend a voltage of 2.25 V. The charging voltage must be compensated to the curve for a continuously different battery ambient temperature.

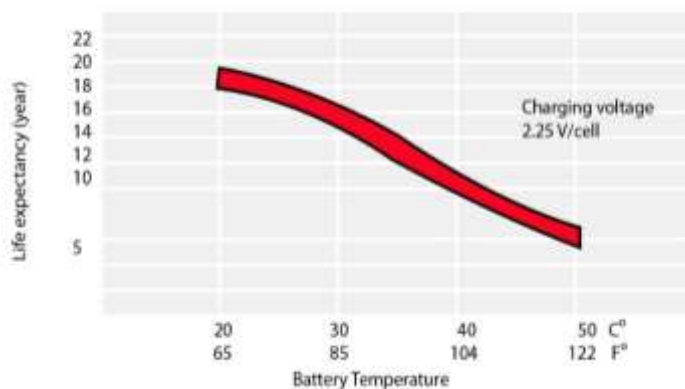
**CHARGING CHARACTERISTICS**



**TEMPERATURE EFFECTS IN RELATION TO BATTERY CAPACITY**

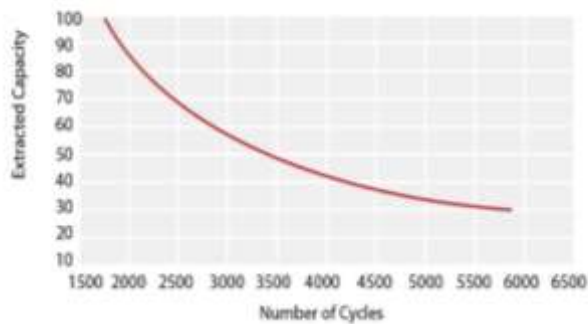


**EFFECT OF TEMPERATURE ON LONG TERM FLOAT LIFE**

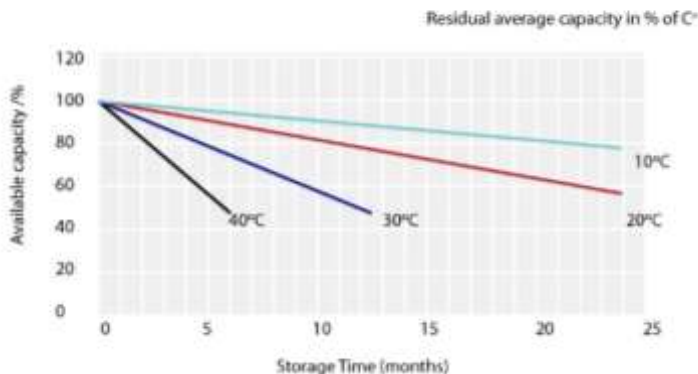


**CYCLE LIFE IN RELATION TO DEPTH OF DISCHARGE**

Acc. to IEC 896 (25°C/77°F)



**GENERAL RELATION OF CAPACITY VS STORAGE TIME**



**Charging**

**Cycle Applications:** Limit initial current to less than 750A. Charge until battery voltage (under charge) reaches 2.40 to 2.50 volts at 68°F (20°C). Coefficient - 5mV/°C

**“Float” or “Stand-By” Service:** Hold battery across constant voltage source of 2.25 to 2.30 volts continuously. When held at this voltage, the battery will seek its own current level and maintain itself in a fully charged condition.

**Note:** Due to the self-discharge characteristics of this type of battery, it is imperative that they be charged within 6 months of storage, otherwise permanent loss of capacity might occur as a result of sulfation.

**Chargers**

Power-Sonic offers a wide range of chargers suitable for batteries up to 100AH. Please refer to the Charger Selection Guide in our specification sheets for “C-Series Switch Mode Chargers” and “Transformer Type A and F Series”. Please contact our Technical department for advice if you have difficulty in locating suitable models.

**Further Information**

Please refer to our website [www.power-sonic.com](http://www.power-sonic.com) for a complete range of useful downloads, such as product catalogs, material safety data sheets (MSDS), ISO certification, etc.

**Contact Information**



**DOMESTIC SALES**  
Tel: (07) 3386 1102  
Fax: (07) 3102 9913  
[sales@spb.net.au](mailto:sales@spb.net.au)

[www.sealedperformance.com.au](http://www.sealedperformance.com.au)  
1 Ant Road, Yatala  
Brisbane QLD 4207

